




English for Beginners Starter

Alka Mittal
M.A. (Eng), B.Ed.



**PETERSON
PRESS**

Behind Silver Line School, Laxmipuram, Rajpur Chungi,
AGRA - 282001

A Unit of
NAMAN PUBLISHING (INDIA) PVT. LTD.

Contents

▪ Revising the Alphabet	3
▪ Enjoying the Alphabet	16
▪ Two-Letter Words	19
▪ Three-Letter Words	20
▪ Vowels and Consonants	22
▪ Use of 'A' and 'An'	23
▪ Vowel 'a'	24
▪ 'a' Sound Words	25
▪ Vowel 'e'	28
▪ 'e' Sound Words	29
▪ Vowel 'i'	32
▪ 'i' Sound Words	33
▪ Vowel 'o'	36
▪ 'o' Sound Words	37
▪ Vowel 'u'	40
▪ 'u' Sound Words	41
▪ Use of And	44
▪ One and Many	46
▪ Use of This/That	48
▪ Use of These/Those	50
▪ Number : Singular and Plural	52
▪ Use of In/On/Under	54
▪ Use of I am/You are	56
▪ Use of My/Your	58
▪ Use of He/She	60
▪ Use of His/Her	62
▪ Use of Yes/No	64
▪ Action Words	66
▪ Words Pairs	68
▪ Opposite Words	70
▪ Reading Practice	72



Aa

for **A**pple



ant



ass



aeroplane



angel

Bb

for **B**oy



ball



bear



butterfly



bat

Cc

for **C**at



car



cow



carrot



cake

Dd

for **D**og



duck



doll



drum



donkey

Ee

for **E**lephant



eggs



eagle



eraser



engine

Ff

for **F**ish



flower



fox



frog



flag

Gg

for **G**orilla



goat



grapes



gazelle



gloves

Hh

for **H**en



horse



hat



home



hog

Ii

for **I**ce cream



ibex



ice cube



iron



igloo

Jj

for **J**oker



jackal



jeep



jug



jacket

Kk

for **K**angaroo



key



kite



king



kiwi

Ll

for **L**ion



lamb



ladybird



lemon



lamp

Mm

for **M**ouse



monkey



mango



mat



moon

Nn

for **N**urse



net



nightingale



nest



nut

Oo

for Owl



ostrich



onion



orange



octopus

Pp

for Parrot



pig



pea



potato



piano

Qq

for **Q**uail



queen



quilt



quill



quiver

Rr

for **R**abbit



rainbow



rose



rain



rat



Ss

for **S**hip



sun



spoon



snail



shoes

Tt

for **T**iger



tree



tomato



tap



turtle

Uu

for **U**mbrella



uniform



umpire



unicorn



urn

Vv

for **V**ulture



volcano



violin




van



vegetable

Ww

for **W**hale



wheel



watermelon



window



wasp

Xx

for **X**-mas tree



xylophone



x-ray



xiphias



xerox

Yy

for **Y**ak



yacht



yarn



yo-yo



yogurt

Zz

for **Z**ebra



zip



zero



zoo



zinnia

Enjoying the Alphabet

Join the alphabets in correct order to make a path for the ant to reach the cake.



		a	r	u	b	k	
p	q	b	c	d	e	f	
y	z	a	d	o	h	g	
n	m	l	k	j	i	m	
o	p	s	x	y	z	p	
a	q	r	s	t	m	n	
c	z	w	v	u			
b	d	x	y	z			



Learning Skills

• Identification • Recognition • Recalling



Identify the picture and circle the first letter of each picture name.



d a c



a d b



i r t



p r t



c t p



g h i



j k t



r p g



r s t



d a c

Identify each picture and write the first letter of its name.























Learning Skills

- Understanding
- Visual discretion
- Identification



Match the words with correct pictures.



Van

Monkey



Owl

Duck



Horse

Sun



Girl

X-ray



Fill in the missing letters to complete the alphabet.



a _____ d _____

_____ i _____ m _____

o _____ r _____ u _____

v _____ x _____



Learning Skills

- Understanding • Identification • Visual discretion



Two-Letter Words



m

+



e


=



me

We cannot make words without vowels.

Here are some two letter words. Read them and circle the vowels in them.



Teacher's Note

Help children to pronounce these words and tell them about more two-letter words.



Three-Letter Words

Pictures of some objects have been given below.

Write their first letters and then put them together to name the new picture.



+



+



=



+



+



=



+



+



=



+



+



=



With the help of letters, you have made new words.



Teacher's Note

Tell some more three-letter words to the children and help them pronounce them.



Write the missing letters to make three letter words.



R _ t



F _ n



M _ n



C _ t



D _ g



_ ap



_ ag



_ at




_ oy



_ ar

Match the words with their pictures.



- rat •
- bag •
- jam •
- van •
- man •
- hat •
- mat •
- tap •



Learning Skills

- Discursive abilities • Identification • One-to-one correspondence



Vowels and Consonants

Write the first letter of each picture given in the alphabet.



b

c

d



f

g

h



j

k

l

m

n



p

q

r

s

t



v

w

x

y

z

You have written these letters :

a

e

i

o

u

These five letters are called **vowels**. Rest of the letters are **consonants**.



Teacher's Note

Vowels are spoken by allowing breath to flow out of the mouth, without closing any part of the mouth or throat. Consonants are spoken by partially or completely blocking the flow of air in the mouth.



Use of 'A' and 'An'

A and An refer to one thing/person/animal.

We use 'A' before the object name which begins with a consonant.



a bat



a cow



a hat



a tiger



a van

We use 'An' before the object name which begins with a vowel.



an apple



an elephant



an inkpot



an owl



an umbrella

Look at the pictures and write 'a' or 'an' before their names.



___ ant



___ egg



___ monkey



___ ice cream



___ tree



___ ox



___ tiger



___ uniform



Learning Skills

• Understanding • Association • Pronunciation



Vowel 'a'



'a' Sound Words

Read and say aloud.

-ad

bad
cad
dad
lad
mad
pad

-ag

bag
fag
lag
nag
tag
zag

-am

cam
dam
ham
jam
ram
yam

-an

can
fan
man
pan
ran
van

-ap

cap
gap
lap
map
nap
tap

-at

bat
cat
fat
hat
mat
rat

The Lad and His Cat

The **lad** had a **cat**.

The **cat** saw a **rat**.

The **rat** **sat** on a **mat**.

The **cat** **ran** after the **rat**.

The **rat** **ran** to the **van**.



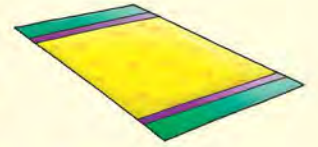
Teacher's Note

Help children to pronounce the words correctly.
All the words have vowel 'a' sound.



FUN to Do!

Look at the pictures and fill in the blanks to complete the rhyming words.



m _ _

v _ _

c _ _

t _ _

c _ _

m _ _



_ ag

_ ag

_ ad

_ ad

_ am

_ am

Match each picture to the correct sentence.

The man is fat.

The cat ran after the rat.

The lad has a cat.

The rat sat on a mat.




Learning Skills

• Discretion abilities • Visual association



Trace the picture and colour it.



Circle the odd word out in each line.

man ran van map pan

bag tag rag nag hat

bat cab rat cat mat

pad mad fan lad bad



Learning Skills

- Understanding
- Visual discretion
- Identification



Vowel 'e'



'e' Sound Words

Read and say aloud.

-ed

bed

fed

led

red

shed

wed

-eg

beg

egg

keg

leg

peg

veg

-en

den

hen

men

pen

ten

yen

-et

bet

get

jet

let

met

net

-ell

bell

cell

fell

hell

sell

well

-ee

bee

fee

gee

lee

nee

see

Ben And His Hen

Ben has a pet hen.

His hen sat on a bed.

The bed is red.

The hen laid an egg.

Ben fed the hen.



Teacher's Note

Help children to pronounce the words.
All the words give the sound of vowel 'e'.



 **FUN** to Do!

Fill in the blanks with 'e' to complete the picture names.



j _ _ t



w _ _ b




b _ _ d



l _ _ g

10

t _ _ n



n _ _ t



b _ _ ll



p _ _ n

Look at the pictures and tick (✓) the correct word for each:



fen

den



peg

keg



see

bee



well

bell

Learning Skills

• Visual association • Identification • Recognition

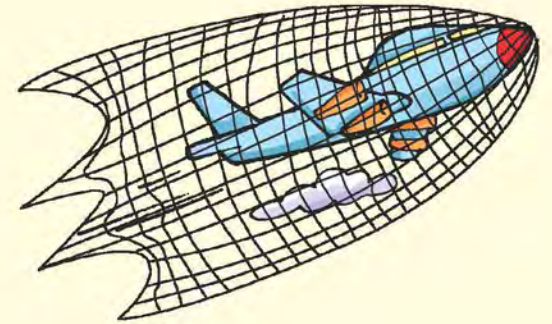


Complete the sentences by using words which rhyme with coloured words.



1. The **hen** lives
near a _____ .

2. The **jet** is caught
in the _____ .



3. They are **ten**
_____ .

4. The **bell** fell
near the _____ .



5. The **man** has
a _____ .




Learning Skills

• Visual association • Identification • Recognition



Vowel 'i'



'i' Sound Words

Read and say aloud.

-ib

bib
fib
jib
nib
rib
lib

-id

bid
did
hid
kid
lid
rid

-ig

big
dig
fig
mig
pig
wig

-in

bin
chin
din
pin
tin
win

-ip

dip
hip
lip
sip
tip
zip

-it

bit
fit
hit
kit
pit
sit

Jim and His Bin

Jim is a **thin** kid.

He has a **big** bin.

The **bin** is made of **tin**.

The **bin** had no **lid**.

Jim saw a **fig** in the **bin**.



Teacher's Note


Help children to pronounce the words correctly.
All these words have sound of vowel 'i'.



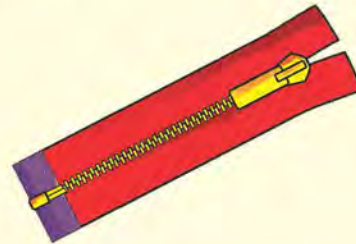
Fill 'i' in the blanks to complete the picture names.



l _ d



p _ n




z _ p



b _ n



k _ d



p _ g

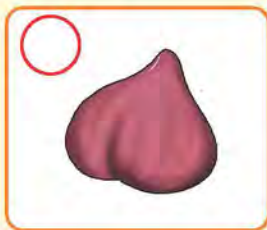


ch _ n



w _ g

Unjumble the letters and then (✓) the correct picture.



nbi



zpi



ldi





kdi



gif



gip



Match the words with their rhyming words.


bit	pink	rib	tin
sing	big	did	zip
ink	bib	din	pit
dig	ring	lip	fib
nib	hit	fit	hid

An arrow points from the word 'bit' in the first row to the word 'hit' in the fifth row.

Colour and name the pictures and complete their names.



b _ rd



_ gloo




Learning Skills

- Rhyming discretion
- Colouring abilities
- Identification



Vowel 'o'



'o' Sound Words

Read and say aloud.

-ob

cob
job
lob
mob
rob
sob

-od

cod
god
nod
pod
rod
sod

-og

bog
dog
fog
hog
jog
log

-op

cop
hop
mop
pop
sop
top

-ot

cot
dot
hot
lot
not
pot

-ox

box
cox
fox
ox
pox
zerox

Bob and the Dog


Bob is a **cop**.

Bob has a **rod** and a **top**.

He sits on the **cot**.

A **dog** is under the **cot**.

The **dog** has a **cob**.



Teacher's Note

Help children practise 'O' sound words.
Guide them to pronounce correctly.



 **FUN** to Do!


Fill in the blanks with 'o' to complete the picture names.



b _ x



f _ x



c _ t



c _ ck



m _ p



h _ g



p _ t

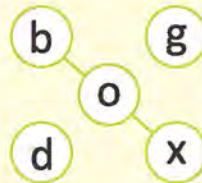


g _ at

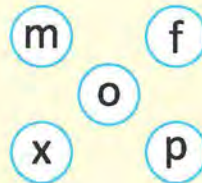
Join correct letters to name the pictures. One has been done for you.




b o x













Tick (✓) the correct word for each picture.




top

pot



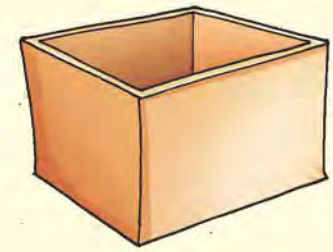
cock

lock



not

hot



box

fox



cop

hop



sod

rod



boat

goat



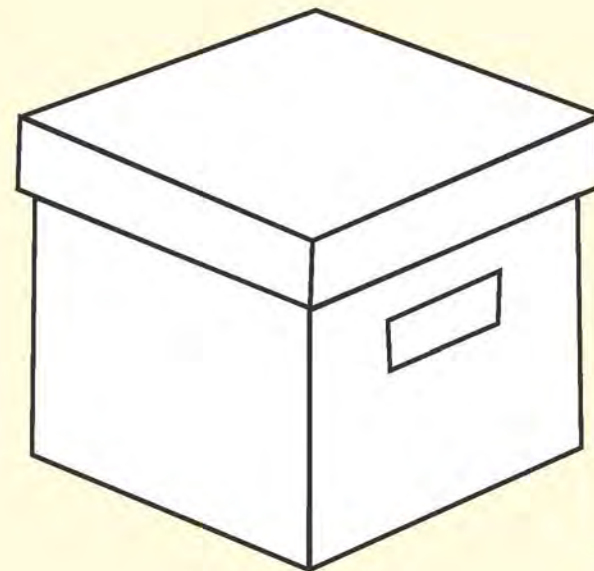
dog

hog

Colour the pictures and complete their names.



d _ _ ll



b _ _ x



Learning Skills

• Recapitulation • Recognition • Identification